

## VDOT-SCM-SCI

### SOUNDER CONTROL MODULE WITH SCI




#### Description

VDOT-SCM-SCI Sounder Control Module with Short Circuit Isolator is an output module intended for use in addressable two wire systems, which provides the control of NAC (Notification Appliance Circuit) devices. The module is used for Class A (Style Z) and Class B (Style Y) operation.

#### Indicator

This module has three colored LED to indicate the status of Output, Polling and SCI.



Output :Red  
Polling :Green  
SCI :Yellow

#### Features

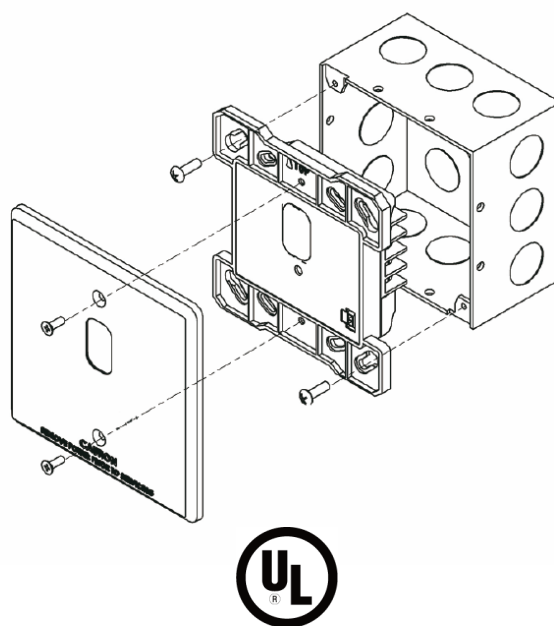
- Controls NAC devices.
- NAC circuit rated up to 2A@30VDC max.
- SCI Function.
- Supports Class A and Class B wiring.
- SEMS screws for easy wiring.
- Status indicator LED.
- Address settable from 001 to 254 by a dedicated programmer.
- Low standby current (0.8mA).
- Mounts to optional 4-inch square electrical box.

#### SCI Function

The module has a built-in short circuit isolator. SCI circuit prevents entire loop failure in the event of a short between L+ and L- on the loop.

#### Mounting

The module can be mounted directly to optional 4-inch square electrical box. The box must have a minimum depth of 2 1/8 inches.

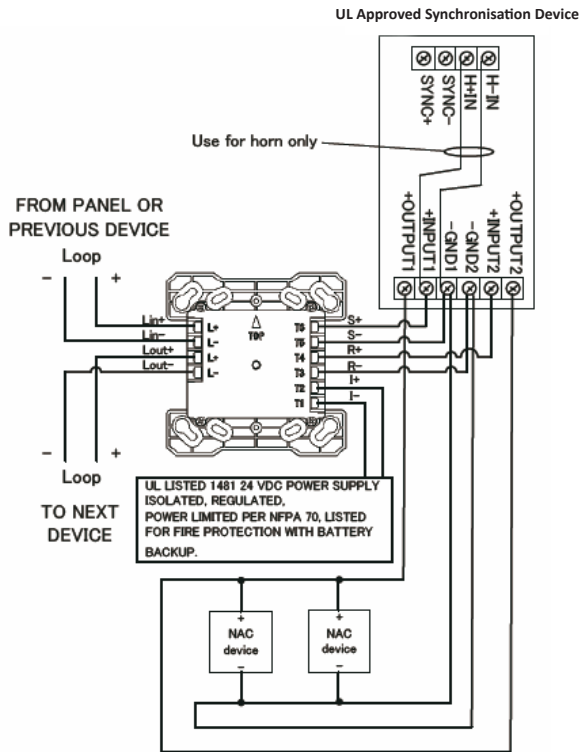


## ■ Wiring

### Class A (Style Z)

#### Open Circuit Detection / Short-Circuit Detection

Connect UL Listed synchronisation module for the synchronisation of NAC devices.

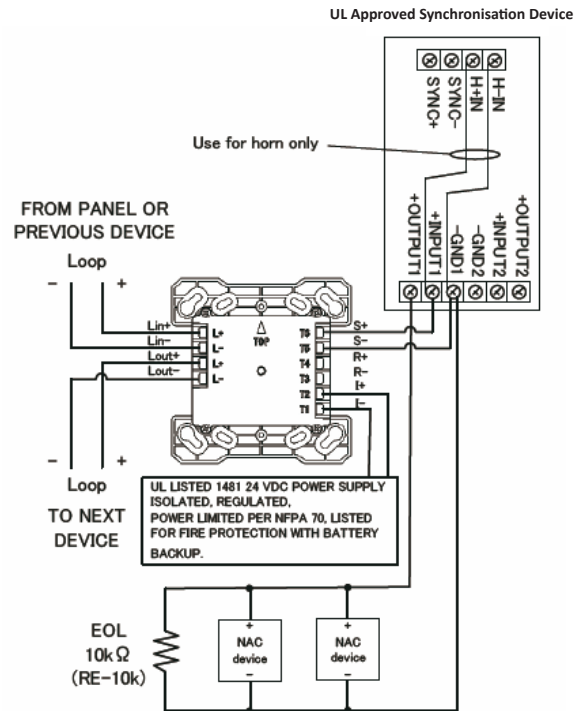


Setting	Value
Wiring Method	Class A (Style Z)
Open-Circuit Detection	Yes
Short-Circuit Detection	Yes

### Class A (Style Z)

#### Open Circuit Detection / Short-Circuit Detection

EOL (10k ohm) is connected between S+ and S- in VDOT-SCM-SCI. Refer to Figure 5 for wiring. Connect UL Listed synchronisation module for the synchronisation of NAC devices.



Setting	Value
Wiring Method	Class B (Style Y)
Open-Circuit Detection	Yes
Short-Circuit Detection	Yes

**\*\*All NAC devices should be UL Listed**

## ■ Specifications

Specifications	VDOT-SCM-SCI
Applied Voltage	SLC Rated Range 20 to 38 VDC I± Rated Range 16 to 30 VDC
SLC Current Consumption	Standby 0.8 mA Alarm 3.6 mA
SLC Line Impedance	Up to 50 $\Omega$
Relay ( $\pm$ I)	Switching capacity 30 VDC@2 A
Number of NAC Circuits	1 x Class A or 1 x Class B
NAC Circuit Rating	16 to 30 VDC, 2 A (max)
NAC Line Impedance	Up to 50 $\Omega$
EOL Device	RE-10 k (10 k $\Omega$ , 1/4 W), Class B only
SCI on Resistance	0.2 $\Omega$ (max)
SCI Isolation Current	22 mA (max)
SCI Fault Detection Threshold	10 V (min)
SCI Isolation Current	22 mA (max)
Storage Temperature	-20 °C to 60 °C (-4 °F to 140 °F)
Visual Indicator (Status LED)	Polling LED (GREEN) Output LED (RED) SCI LED (YELLOW)
Ambient Installation Temperature	0 °C to 49 °C (32 °F to 120 °F)
Storage Temperature	-20 °C to 60 °C (-4 °F to 140 °F)
Max Relative Humidity	Up to 93 % RH, non-condensing
Environment	Indoor dry use only
Max quantity per loop	127 units
Terminal	Screw AWG12 to 22
Address Setting	VDOT-AD2 Address Programmer
Dimensions	H 124 mm x W 124 mm x D 34.5 mm (4.882" H x 4.882" W x 1.358" D) (Mount to a 4" square by 2½" deep box)
Weight	Approximately 167 g
Standard	UL864

All specifications are subject to change without any notice.  
For more information, contact with VELOCITY.



Zeta Alarms Limited  
72-78 Morfa Road, Swansea  
SA1 2EN  
Tel: +44 1792 455 175 FAX: +44 1792 455 176

**Distributed By**

<http://www.velocitydetection.com>

GLT-299-6-14 Rev.2